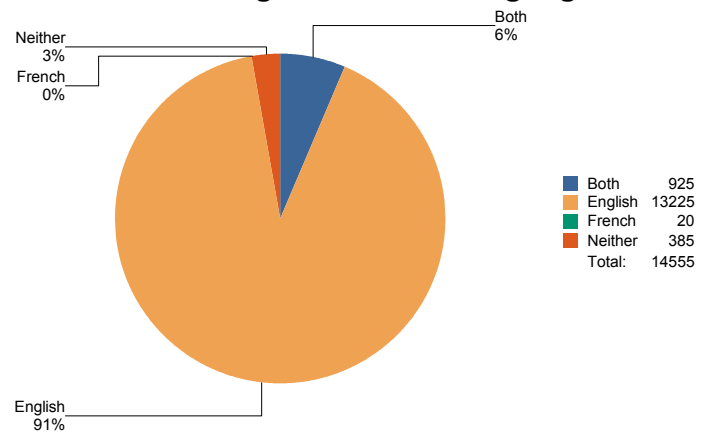
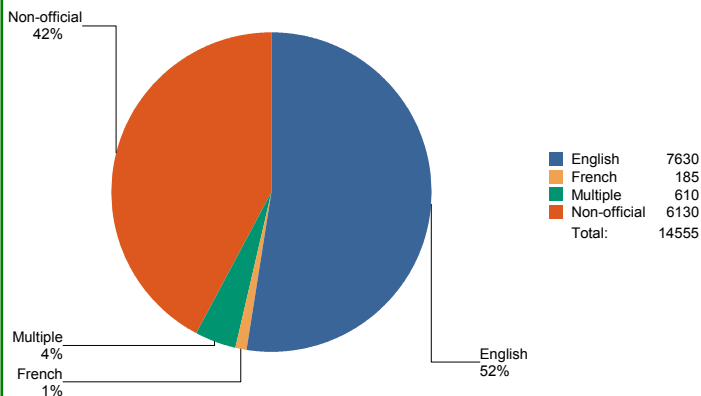


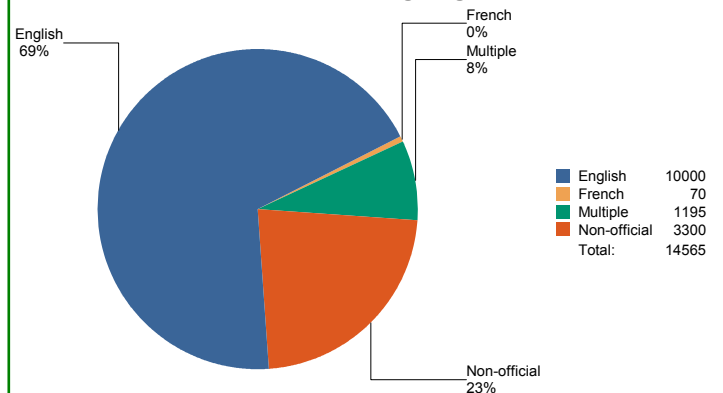
Knowledge of Official Language



Mother Tongue



Home Language



Top 20 Non-Official Mother Tongue Languages

	# of People	
Tagalog (Pilipino, Filipino)	1,705	11.7%
Italian	775	5.3%
Russian	585	4.0%
Spanish	365	2.5%
Hebrew	235	1.6%
Ilocano	235	1.6%
Greek	220	1.5%
Yiddish	215	1.5%
Hungarian	155	1.1%
Portuguese	120	0.8%
Korean	115	0.8%
Polish	115	0.8%
Romanian	115	0.8%
Bisayan languages	90	0.6%
Chinese, n.o.s.	90	0.6%
Mandarin	90	0.6%
Vietnamese	75	0.5%
Cantonese	70	0.5%
German	65	0.4%
Persian (Farsi)	60	0.4%

Top 20 Non-Official Home Languages

	# of People	
Tagalog (Pilipino, Filipino)	1,040	7.1%
Russian	480	3.3%
Italian	320	2.2%
Spanish	215	1.5%
Greek	120	0.8%
Ilocano	120	0.8%
Hebrew	85	0.6%
Korean	80	0.5%
Mandarin	75	0.5%
Cantonese	55	0.4%
Hungarian	50	0.3%
Chinese, n.o.s.	45	0.3%
Persian (Farsi)	45	0.3%
Portuguese	45	0.3%
Romanian	45	0.3%
Polish	40	0.3%
Vietnamese	40	0.3%
Turkish	30	0.2%
Bisayan languages	25	0.2%
Yiddish	25	0.2%

Percentages in the table above are calculated by dividing each single-response language by the total population including those with multiple responses. Note that Statistics Canada cautions data users when comparing 2011 language figures to those from the 2006 Census. Canadians were less inclined to report a nonofficial language mother tongue and more likely to identify multiple languages in 2011 than in 2006.

"Mother tongue" refers the first language learned at home in childhood and still understood at the time of the census. "Home language" refers to the language spoken most often at home or on a regular basis at home.

"n.i.e." = not indicated elsewhere; "n.o.s." = not otherwise specified. For more information, see Statistics Canada's Languages Reference Guide at: <http://www12.statcan.gc.ca/census-recensement/2011/ref/guides/98-314-x/98-314-x2011005-eng.cfm>.