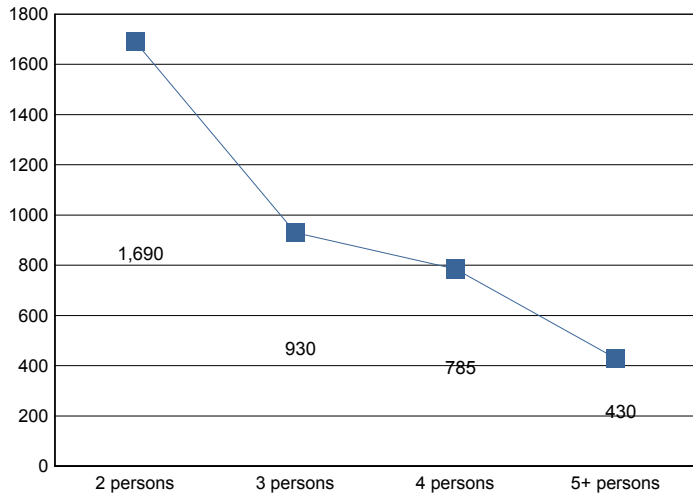
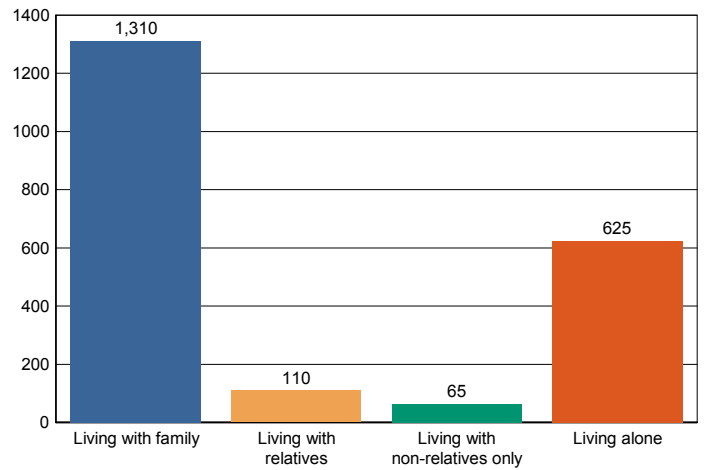


**Persons in Census Family**

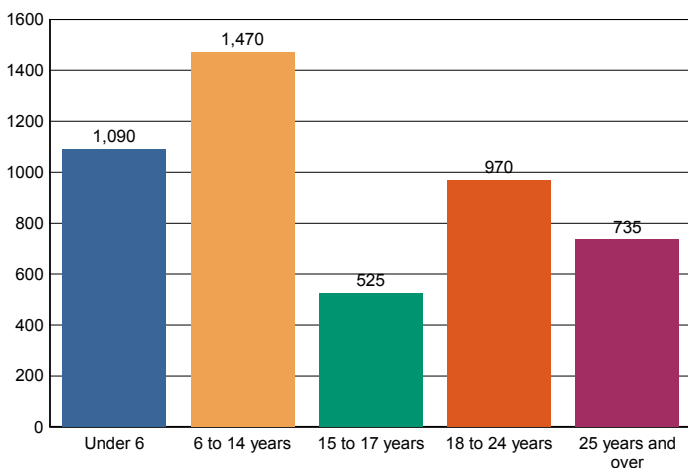


**Living Arrangements of Seniors 65+**

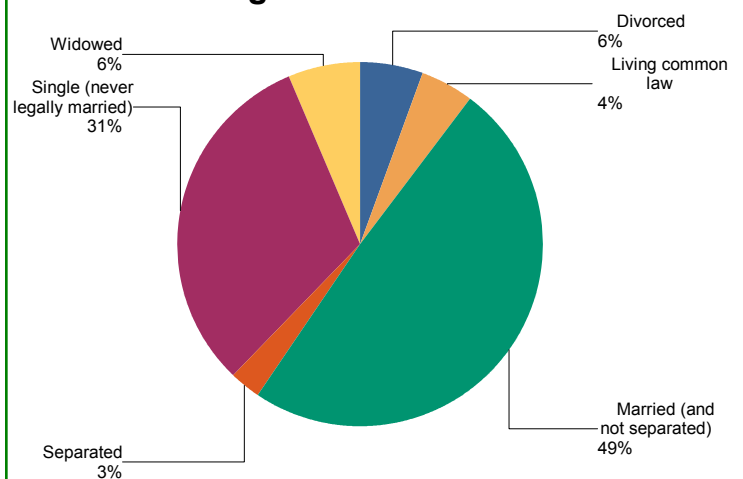


Census family is defined as a married couple and the children, if any, of either or both spouses; a couple living common law and the children, if any, of either or both partners; or, a lone parent of any marital status with at least one child living in the same dwelling and that child or those children. All members of a particular census family live in the same dwelling. A couple may be of opposite or same sex. Children may be children by birth, marriage or adoption regardless of their age or marital status as long as they live in the dwelling and do not have their own spouse or child living in the dwelling. A private household refers to a person or a group of persons (other than foreign residents) who occupy a private dwelling and do not have a usual place of residence elsewhere in Canada.

**Total Children in Private Households**



**Legal Marital Status**



## Clanton Park (33)

	2001	%	2006	%	2011	%	2001-2011 %change
<b>Total # of census families in private households</b>	3,675	100.0%	3,675	100.0%	3,835	100.0%	4.4%
<b>Total couple families by family structure</b>	2,985	81.2%	3,045	82.9%	3,100	80.8%	3.9%
<b>Married couples</b>	2,760	75.1%	2,775	75.5%	2,825	73.7%	2.4%
<b>Without children at home</b>	1,090	29.7%	1,040	28.3%	1,030	26.9%	-5.5%
<b>With children at home</b>	1,670	45.4%	1,735	47.2%	1,795	46.8%	7.5%
<b>1 child</b>	635	17.3%	665	18.1%	690	18.0%	8.7%
<b>2 children</b>	625	17.0%	630	17.1%	695	18.1%	11.2%
<b>3 or more children</b>	415	11.3%	445	12.1%	415	10.8%	0.0%
<b>Common-law couples</b>	230	6.3%	270	7.3%	270	7.0%	17.4%
<b>Without children at home</b>	170	4.6%	155	4.2%	175	4.6%	2.9%
<b>With children at home</b>	55	1.5%	115	3.1%	95	2.5%	72.7%
<b>1 child</b>	40	1.1%	80	2.2%	55	1.4%	37.5%
<b>2 children</b>	20	0.5%	25	0.7%	35	0.9%	75.0%
<b>3 or more children</b>	0	0.0%	10	0.3%	5	0.1%	N/A
<b>Total lone-parent families by sex of parent</b>	685	18.6%	630	17.1%	730	19.0%	6.6%
<b>Female parent</b>	575	15.6%	530	14.4%	620	16.2%	7.8%
<b>1 child</b>	395	10.7%	380	10.3%	400	10.4%	1.3%
<b>2 children</b>	140	3.8%	95	2.6%	170	4.4%	21.4%
<b>3 or more children</b>	35	1.0%	60	1.6%	50	1.3%	42.9%
<b>Male parent</b>	115	3.1%	95	2.6%	115	3.0%	0.0%
<b>1 child</b>	90	2.4%	80	2.2%	85	2.2%	-5.6%
<b>2 children</b>	10	0.3%	10	0.3%	25	0.7%	150.0%
<b>3 or more children</b>	10	0.3%	0	0.0%	15	0.4%	50.0%